



June 2019

CITY OF ALBUQUERQUE  
GWIN ROAD SW

# SPEED STUDY

NTMP P803000  
TASK 11.14



**WILSON**  
& COMPANY  
ENGINEERS & ARCHITECTS

City of Albuquerque

# GWIN ROAD SW- UNSER BOULEVARD TO 75<sup>TH</sup> STREET SPEED STUDY

NTMP P803000

NTP #14

WCI 1810002214

June 2019



06.17.2019



## Table of Contents

Introduction .....	1
Project Area and Background .....	1
Existing Conditions .....	2
Traffic Conditions .....	2
Traffic Volumes .....	2
Safety .....	2
Crash Data .....	2
Crash Analysis .....	2
Speed .....	3
Typical Sections .....	3
NTMP Traffic Calming Criteria .....	5
Summary of Results .....	5
Recommendations .....	5

## Figures

Figure 1: Project Area and Existing Traffic Volumes .....	1
Figure 2: Gwin Road Speed Limit .....	3
Figure 3: Gwin Road looking east .....	4
Figure 4: Gwin Road looking west .....	4
Figure 5: Gwin Road Existing Typical Section .....	5

## Tables

Table 1: Crash Summary .....	2
Table 2: 85 <sup>th</sup> -Percentile Speed .....	3
Table 3: 10 mph Pace Speed .....	3
Table 4: Summary of Results .....	5

## Appendices

Appendix A – Traffic Data

## Introduction

This report documents the speed study analysis on Gwin Road from Unser Boulevard to 75<sup>th</sup> Street in Albuquerque, New Mexico. The purpose of this project is to collect and analyze the traffic volumes, speed, and safety of Gwin Road, a two-way street, from Unser Boulevard to 75th Street to determine if it meets the traffic calming criterion described in the *City of Albuquerque (COA) Neighborhood Traffic Management Program (NTMP)*, February 2015, and the *Institute of Transportation Engineers (ITE) Traffic Engineering Handbook*, 6<sup>th</sup> Edition.

## Project Area and Background

The Gwin Road project is located in Albuquerque, New Mexico and is approximately 0.25 miles (1,194 feet) in length. Gwin Road is a two-lane, undivided local street that runs east-west, from Unser Boulevard to 75th Street. Unser Boulevard is a four-lane, divided principal arterial that runs north-south and intersects the west end of Gwin Road at a T-intersection. The eastern limit of the project is at 75th Street. It is a two-lane, undivided local street that runs north-south and intersects the east end of Gwin Road at a T-intersection. See **Figure 1** for a map of the project area.



Figure 1: Project Area and Existing Traffic Volumes

A request has been made to the City of Albuquerque to determine if traffic calming is appropriate for this location. Wilson & Company was tasked by the City of Albuquerque to determine if Gwin Road from Unser Boulevard to 75th Street warrants traffic calming measures.

## Existing Conditions

### Traffic Conditions

Gwin Road is a local street with an Average Daily Traffic (ADT) of 413 vehicles (Counter 1), 397 vehicles (Counter 2) which includes 5.3% (Counter 1) and 1.3% (Counter 2) heavy vehicles (buses and trucks), and an existing speed limit of 25 mph. See [Appendix A](#) for further information.

### Traffic Volumes

Existing tube count data (volume, speed, and class) was collected for 48-hours on Wednesday, April 24, 2019 and Thursday, April 25, 2019. See [Figure 1](#) for the peak hour volumes. The full traffic count data can be found in [Appendix A](#).

### Safety

#### Crash Data

Historical crash data was provided by the City of Albuquerque. Three years of crash data (2018, 2017, and 2016) were obtained to evaluate the existing safety condition of Gwin Road from Unser Boulevard to 75th Street. See [Table 1](#) for crash summary.

*Table 1: Crash Summary*

Crash Date	Crash Intersecting Street	Crash Primary Street	Crash Analysis	Severity	Contributing Factors	Crash Correct with Traffic Calming	Location within Study Area?
8/29/2016	Gary Ln	Gwin Rd	One right turn/Entering at angle	Damage 500 or more	Driver inattention, Failed to yield right of way	No	Yes

#### Crash Analysis

The following observations were concluded from the review of the three years (2018, 2017, and 2016) of crash data (1 total crash).

- The crash occurred in clear conditions;
- The crash resulted in property damage;
- The crash occurred in the daylight hours.

## Speed

Speed data was collected on Gwin Road for a 48-hour period. See [Table 2](#) for the 85<sup>th</sup>-Percentile speeds for Gwin Road.

*Table 2: 85<sup>th</sup>-Percentile Speed*

Location	85 <sup>th</sup> -Percentile Speed	
	Counter 1	Counter 2
Eastbound	24 mph	23 mph
Westbound	28 mph	29 mph

See [Table 3](#) for the 10 mph pace speeds for Gwin Road.

*Table 3: 10 mph Pace Speed*

Location	10 mph Pace Speed	
	Counter 1	Counter 2
Eastbound	16 - 25 mph	16 - 25 mph
Westbound	21 - 30 mph	21 - 30 mph

Speed data can be found in the traffic counts located in [Appendix A](#). The 85<sup>th</sup>-percentile speed does not exceed the posted speed limit (25 mph) by 5 mph or more for eastbound or westbound Gwin Road at either counter location.

## Typical Sections

Gwin Road is a 30-ft wide roadway with curb and gutter and 4-ft wide sidewalks. A 4-ft wide buffer exists between the sidewalk and the back of curb on each side of the roadway. See [Figure 3](#) and [Figure 4](#) for photos of the existing roadway, and [Figure 5](#) for the existing Gwin Road typical section.



*Figure 2: Gwin Road Speed Limit*



Figure 3: Gwin Road looking east



Figure 4: Gwin Road looking west




Figure 5: Gwin Road Existing Typical Section

## NTMP Traffic Calming Criteria

In order to meet the traffic calming criterion described in the *COA NTMP*, two or more of the following threshold criteria must be met:

1. Reported crashes in the past 3 years that could be corrected with traffic calming
2. Peak-hour traffic volume greater than 400 vehicles in one direction
3. 25 percent of peak-hour traffic is non-local cut-through traffic
4. 85<sup>th</sup>-percentile speed exceeds the posted speed limit by 5 mph or more

## Summary of Results

The single crash that was reported in the past three years, could not have been corrected with traffic calming. The peak-hour traffic volumes for Gwin Road were less than 400 vehicles in one direction. The 85<sup>th</sup>-percentile speed does not exceed the posted speed limit by 5mph. See [Table 4](#) for the summary of results for Gwin Road from Unser Boulevard to 75th Street.

Table 4: Summary of Results

COA NMTP Threshold Criteria	Warranted?
1. Reported crashes in the past three years that could be corrected with traffic calming	No
2. Peak-hour traffic volume greater than 400 vehicles in one direction	No
3. 25 percent of peak-hour traffic is non-local cut-through traffic	Not studied
4. 85 <sup>th</sup> -percentile speed exceeds the posted speed limit by 5 mph or more	No

## Recommendations

After analyzing the crash, volume, and speed data, it was determined that Gwin Road from Unser Boulevard to 75th Street meets none of the four (4) criteria and, therefore, **does not** meet the minimum traffic calming criterion as described in the *COA NTMP*.



## Appendix A – Traffic Data

Site Code: GWIN  
 Station ID:

Latitude: 0' 0.0000 South

Start Time	22-Apr-19		Tue		Wed		Thu		Fri		Sat		Sun		Week Average	
	West Boun	East Bou	West Bo	East Bou	West Bo	East Bou	West Bo	East Bou	West Bo	East Bou	West Bo	East Bou	West Bo	East Bou	West Bo	East Bou
12:00 AM	*	*	*	*	1	0	0	0	3	1	*	*	*	*	1	0
01:00	*	*	*	*	0	2	3	1	2	0	*	*	*	*	2	1
02:00	*	*	*	*	0	0	0	0	2	1	*	*	*	*	1	0
03:00	*	*	*	*	2	1	1	2	2	1	*	*	*	*	2	1
04:00	*	*	*	*	3	0	2	1	1	0	*	*	*	*	2	0
05:00	*	*	*	*	4	7	5	3	4	2	*	*	*	*	4	4
06:00	*	*	*	*	5	6	3	4	7	5	*	*	*	*	5	5
07:00	*	*	*	*	11	14	16	16	13	11	*	*	*	*	13	14
08:00	*	*	*	*	17	8	11	6	*	*	*	*	*	*	14	7
09:00	*	*	*	*	12	6	9	7	*	*	*	*	*	*	10	6
10:00	*	*	5	2	16	5	14	7	*	*	*	*	*	*	12	5
11:00	*	*	7	6	12	4	12	4	*	*	*	*	*	*	10	5
12:00 PM	*	*	11	5	10	3	23	4	*	*	*	*	*	*	15	4
01:00	*	*	10	6	7	7	16	11	*	*	*	*	*	*	11	8
02:00	*	*	19	11	14	8	16	13	*	*	*	*	*	*	16	11
03:00	*	*	28	8	20	12	29	7	*	*	*	*	*	*	26	9
04:00	*	*	16	7	25	7	18	11	*	*	*	*	*	*	20	8
05:00	*	*	20	16	30	13	28	19	*	*	*	*	*	*	26	16
06:00	*	*	15	9	15	12	18	11	*	*	*	*	*	*	16	11
07:00	*	*	8	15	19	10	12	6	*	*	*	*	*	*	13	10
08:00	*	*	12	6	13	8	14	10	*	*	*	*	*	*	13	8
09:00	*	*	6	4	13	10	8	3	*	*	*	*	*	*	9	6
10:00	*	*	7	1	5	1	7	4	*	*	*	*	*	*	6	2
11:00	*	*	1	0	5	1	6	1	*	*	*	*	*	*	4	1
Lane Day	0	0	165	96	259	145	271	151	34	21	0	0	0	0	251	142
AM Peak	-	-	11:00	11:00	08:00	07:00	07:00	07:00	07:00	07:00	-	-	-	-	08:00	07:00
Vol.	-	-	7	6	17	14	16	16	13	11	-	-	-	-	14	14
PM Peak	-	-	15:00	17:00	17:00	17:00	15:00	17:00	-	-	-	-	-	-	15:00	17:00
Vol.	-	-	28	16	30	13	29	19	-	-	-	-	-	-	26	16

Comb. Total	0	261	404	422	55	0	0	393
ADT	ADT 206	AADT 206						

Latitude: 0' 0.0000 South

West Bound

Start Time	1	16	21	26	31	36	41	46	51	56	61	66	71	76	Total	Pace Speed	Number in Pace
	15	20	25	30	35	40	45	50	55	60	65	70	75	999			
04/23/19	*	*	*	*	*	*	*	*	*	*	*	*	*	*	*	*	*
01:00	*	*	*	*	*	*	*	*	*	*	*	*	*	*	*	*	*
02:00	*	*	*	*	*	*	*	*	*	*	*	*	*	*	*	*	*
03:00	*	*	*	*	*	*	*	*	*	*	*	*	*	*	*	*	*
04:00	*	*	*	*	*	*	*	*	*	*	*	*	*	*	*	*	*
05:00	*	*	*	*	*	*	*	*	*	*	*	*	*	*	*	*	*
06:00	*	*	*	*	*	*	*	*	*	*	*	*	*	*	*	*	*
07:00	*	*	*	*	*	*	*	*	*	*	*	*	*	*	*	*	*
08:00	*	*	*	*	*	*	*	*	*	*	*	*	*	*	*	*	*
09:00	*	*	*	*	*	*	*	*	*	*	*	*	*	*	*	*	*
10:00	<b>2</b>	0	<b>1</b>	<b>1</b>	<b>1</b>	0	0	0	0	0	0	0	0	0	5	26-35	2
11:00	2	<b>3</b>	1	1	0	0	0	0	0	0	0	0	0	0	<b>7</b>	16-25	4
12 PM	3	<b>3</b>	4	1	0	0	0	0	0	0	0	0	0	0	11	16-25	7
13:00	4	1	2	2	1	0	0	0	0	0	0	0	0	0	10	21-30	4
14:00	6	1	<b>7</b>	<b>5</b>	0	0	0	0	0	0	0	0	0	0	19	21-30	12
15:00	<b>16</b>	2	7	3	0	0	0	0	0	0	0	0	0	0	<b>28</b>	1-10	11
16:00	5	1	4	4	<b>2</b>	0	0	0	0	0	0	0	0	0	16	21-30	8
17:00	11	2	3	4	0	0	0	0	0	0	0	0	0	0	20	21-30	7
18:00	7	2	1	4	1	0	0	0	0	0	0	0	0	0	15	23-32	5
19:00	3	1	2	1	1	0	0	0	0	0	0	0	0	0	8	21-30	3
20:00	2	3	3	4	0	0	0	0	0	0	0	0	0	0	12	21-30	7
21:00	2	0	2	1	1	0	0	0	0	0	0	0	0	0	6	21-30	3
22:00	1	1	2	3	0	0	0	0	0	0	0	0	0	0	7	20-29	5
23:00	0	1	0	0	0	0	0	0	0	0	0	0	0	0	1	9-18	1
Total	64	21	39	34	7	0	0	0	0	0	0	0	0	0	165		
Percent	38.8%	12.7%	23.6%	20.6%	4.2%	0.0%	0.0%	0.0%	0.0%	0.0%	0.0%	0.0%	0.0%	0.0%			
AM Peak	10:00	11:00	10:00	10:00	10:00										11:00		
Vol.	2	3	1	1	1										7		
PM Peak	15:00	12:00	14:00	14:00	16:00										15:00		
Vol.	16	3	7	5	2										28		

West Bound

Start Time	1	16	21	26	31	36	41	46	51	56	61	66	71	76	Total	Pace Speed	Number in Pace
	15	20	25	30	35	40	45	50	55	60	65	70	75	999			
04/24/19	0	1	0	0	0	0	0	0	0	0	0	0	0	0	1	9-18	1
01:00	0	0	0	0	0	0	0	0	0	0	0	0	0	0	0	*	*
02:00	0	0	0	0	0	0	0	0	0	0	0	0	0	0	0	*	*
03:00	0	1	0	0	1	0	0	0	0	0	0	0	0	0	2	9-18	1
04:00	0	1	2	0	0	0	0	0	0	0	0	0	0	0	3	15-24	3
05:00	0	0	1	1	1	1	0	0	0	0	0	0	0	0	4	19-28	2
06:00	1	1	0	0	3	0	0	0	0	0	0	0	0	0	5	26-35	3
07:00	5	0	1	5	0	0	0	0	0	0	0	0	0	0	11	21-30	6
08:00	2	3	5	5	1	1	0	0	0	0	0	0	0	0	17	20-29	10
09:00	4	0	2	5	1	0	0	0	0	0	0	0	0	0	12	21-30	7
10:00	4	4	5	1	2	0	0	0	0	0	0	0	0	0	16	16-25	9
11:00	5	2	2	3	0	0	0	0	0	0	0	0	0	0	12	19-28	5
12 PM	3	3	1	3	0	0	0	0	0	0	0	0	0	0	10	17-26	4
13:00	1	2	3	1	0	0	0	0	0	0	0	0	0	0	7	16-25	5
14:00	7	2	2	3	0	0	0	0	0	0	0	0	0	0	14	21-30	5
15:00	10	0	5	2	2	1	0	0	0	0	0	0	0	0	20	21-30	7
16:00	6	6	7	6	0	0	0	0	0	0	0	0	0	0	25	16-25	13
17:00	13	1	6	6	4	0	0	0	0	0	0	0	0	0	30	21-30	12
18:00	2	3	3	6	1	0	0	0	0	0	0	0	0	0	15	21-30	9
19:00	11	3	2	2	1	0	0	0	0	0	0	0	0	0	19	8-17	7
20:00	6	2	4	1	0	0	0	0	0	0	0	0	0	0	13	15-24	6
21:00	2	6	2	2	1	0	0	0	0	0	0	0	0	0	13	16-25	8
22:00	3	0	1	1	0	0	0	0	0	0	0	0	0	0	5	21-30	2
23:00	1	1	2	0	1	0	0	0	0	0	0	0	0	0	5	16-25	3
<b>Total</b>	<b>86</b>	<b>42</b>	<b>56</b>	<b>53</b>	<b>19</b>	<b>3</b>	<b>0</b>	<b>0</b>	<b>0</b>	<b>0</b>	<b>0</b>	<b>0</b>	<b>0</b>	<b>0</b>	<b>259</b>		
<b>Percent</b>	<b>33.2%</b>	<b>16.2%</b>	<b>21.6%</b>	<b>20.5%</b>	<b>7.3%</b>	<b>1.2%</b>	<b>0.0%</b>	<b>0.0%</b>	<b>0.0%</b>	<b>0.0%</b>	<b>0.0%</b>	<b>0.0%</b>	<b>0.0%</b>	<b>0.0%</b>			
AM Peak	07:00	10:00	08:00	07:00	06:00	05:00									08:00		
Vol.	5	4	5	5	3	1									17		
PM Peak	17:00	16:00	16:00	16:00	17:00	15:00									17:00		
Vol.	13	6	7	6	4	1									30		

Site Code: GWIN  
 Station ID:

Latitude: 0' 0.0000 South

West Bound

Start Time	1 15	16 20	21 25	26 30	31 35	36 40	41 45	46 50	51 55	56 60	61 65	66 70	71 75	76 999	Total	Pace Speed	Number in Pace
04/25/19	0	0	0	0	0	0	0	0	0	0	0	0	0	0	0	*	*
01:00	2	1	0	0	0	0	0	0	0	0	0	0	0	0	3	9-18	2
02:00	0	0	0	0	0	0	0	0	0	0	0	0	0	0	0	*	*
03:00	0	0	1	0	0	0	0	0	0	0	0	0	0	0	1	14-23	1
04:00	0	1	0	1	0	0	0	0	0	0	0	0	0	0	2	9-18	1
05:00	1	0	2	1	1	0	0	0	0	0	0	0	0	0	5	21-30	3
06:00	1	1	0	0	1	0	0	0	0	0	0	0	0	0	3	15-24	1
07:00	8	0	2	2	4	0	0	0	0	0	0	0	0	0	16	26-35	6
08:00	2	2	3	3	0	1	0	0	0	0	0	0	0	0	11	19-28	6
09:00	0	3	3	3	0	0	0	0	0	0	0	0	0	0	9	16-25	6
10:00	4	0	6	3	0	1	0	0	0	0	0	0	0	0	14	21-30	9
11:00	2	1	5	3	1	0	0	0	0	0	0	0	0	0	12	20-29	8
12 PM	2	3	8	6	2	2	0	0	0	0	0	0	0	0	23	21-30	14
13:00	4	3	5	3	0	1	0	0	0	0	0	0	0	0	16	16-25	8
14:00	4	2	5	3	1	1	0	0	0	0	0	0	0	0	16	19-28	8
15:00	7	3	12	5	2	0	0	0	0	0	0	0	0	0	29	21-30	17
16:00	5	3	7	2	1	0	0	0	0	0	0	0	0	0	18	16-25	10
17:00	6	4	8	8	0	2	0	0	0	0	0	0	0	0	28	21-30	16
18:00	4	0	5	6	3	0	0	0	0	0	0	0	0	0	18	21-30	11
19:00	4	2	4	1	1	0	0	0	0	0	0	0	0	0	12	16-25	6
20:00	3	4	5	1	1	0	0	0	0	0	0	0	0	0	14	16-25	9
21:00	5	0	3	0	0	0	0	0	0	0	0	0	0	0	8	21-30	3
22:00	2	3	0	2	0	0	0	0	0	0	0	0	0	0	7	11-20	4
23:00	2	2	1	1	0	0	0	0	0	0	0	0	0	0	6	16-25	3
<b>Total</b>	<b>68</b>	<b>38</b>	<b>85</b>	<b>54</b>	<b>18</b>	<b>8</b>	<b>0</b>	<b>0</b>	<b>0</b>	<b>0</b>	<b>0</b>	<b>0</b>	<b>0</b>	<b>0</b>	<b>271</b>		
<b>Percent</b>	<b>25.1%</b>	<b>14.0%</b>	<b>31.4%</b>	<b>19.9%</b>	<b>6.6%</b>	<b>3.0%</b>	<b>0.0%</b>	<b>0.0%</b>	<b>0.0%</b>	<b>0.0%</b>	<b>0.0%</b>	<b>0.0%</b>	<b>0.0%</b>	<b>0.0%</b>			
AM Peak	07:00	09:00	10:00	08:00	07:00	08:00									07:00		
Vol.	8	3	6	3	4	1									16		
PM Peak	15:00	17:00	15:00	17:00	18:00	12:00									15:00		
Vol.	7	4	12	8	3	2									29		

West Bound

Start Time	1	16	21	26	31	36	41	46	51	56	61	66	71	76	Total	Pace Speed	Number in Pace
	15	20	25	30	35	40	45	50	55	60	65	70	75	999			
04/26/19	1	0	1	0	1	0	0	0	0	0	0	0	0	0	3	*	1
01:00	0	0	2	0	0	0	0	0	0	0	0	0	0	0	2	15-24	2
02:00	0	1	0	1	0	0	0	0	0	0	0	0	0	0	2	9-18	1
03:00	1	0	1	0	0	0	0	0	0	0	0	0	0	0	2	*	1
04:00	0	0	0	1	0	0	0	0	0	0	0	0	0	0	1	19-28	1
05:00	1	0	0	3	0	0	0	0	0	0	0	0	0	0	4	21-30	3
06:00	1	1	3	1	1	0	0	0	0	0	0	0	0	0	7	21-30	4
07:00	4	1	1	5	2	0	0	0	0	0	0	0	0	0	13	26-35	7
08:00	*	*	*	*	*	*	*	*	*	*	*	*	*	*	*	*	*
09:00	*	*	*	*	*	*	*	*	*	*	*	*	*	*	*	*	*
10:00	*	*	*	*	*	*	*	*	*	*	*	*	*	*	*	*	*
11:00	*	*	*	*	*	*	*	*	*	*	*	*	*	*	*	*	*
12 PM	*	*	*	*	*	*	*	*	*	*	*	*	*	*	*	*	*
13:00	*	*	*	*	*	*	*	*	*	*	*	*	*	*	*	*	*
14:00	*	*	*	*	*	*	*	*	*	*	*	*	*	*	*	*	*
15:00	*	*	*	*	*	*	*	*	*	*	*	*	*	*	*	*	*
16:00	*	*	*	*	*	*	*	*	*	*	*	*	*	*	*	*	*
17:00	*	*	*	*	*	*	*	*	*	*	*	*	*	*	*	*	*
18:00	*	*	*	*	*	*	*	*	*	*	*	*	*	*	*	*	*
19:00	*	*	*	*	*	*	*	*	*	*	*	*	*	*	*	*	*
20:00	*	*	*	*	*	*	*	*	*	*	*	*	*	*	*	*	*
21:00	*	*	*	*	*	*	*	*	*	*	*	*	*	*	*	*	*
22:00	*	*	*	*	*	*	*	*	*	*	*	*	*	*	*	*	*
23:00	*	*	*	*	*	*	*	*	*	*	*	*	*	*	*	*	*
<b>Total</b>	<b>8</b>	<b>3</b>	<b>8</b>	<b>11</b>	<b>4</b>	<b>0</b>	<b>0</b>	<b>0</b>	<b>0</b>	<b>0</b>	<b>0</b>	<b>0</b>	<b>0</b>	<b>0</b>	<b>34</b>		
<b>Percent</b>	<b>23.5%</b>	<b>8.8%</b>	<b>23.5%</b>	<b>32.4%</b>	<b>11.8%</b>	<b>0.0%</b>	<b>0.0%</b>	<b>0.0%</b>	<b>0.0%</b>	<b>0.0%</b>	<b>0.0%</b>	<b>0.0%</b>	<b>0.0%</b>	<b>0.0%</b>			
<b>AM Peak</b>	<b>07:00</b>	<b>02:00</b>	<b>06:00</b>	<b>07:00</b>	<b>07:00</b>										<b>07:00</b>		
<b>Vol.</b>	<b>4</b>	<b>1</b>	<b>3</b>	<b>5</b>	<b>2</b>										<b>13</b>		
<b>PM Peak</b>																	
<b>Vol.</b>																	
<b>Total</b>	<b>226</b>	<b>104</b>	<b>188</b>	<b>152</b>	<b>48</b>	<b>11</b>	<b>0</b>	<b>0</b>	<b>0</b>	<b>0</b>	<b>0</b>	<b>0</b>	<b>0</b>	<b>0</b>	<b>729</b>		
<b>Percent</b>	<b>31.0%</b>	<b>14.3%</b>	<b>25.8%</b>	<b>20.9%</b>	<b>6.6%</b>	<b>1.5%</b>	<b>0.0%</b>	<b>0.0%</b>	<b>0.0%</b>	<b>0.0%</b>	<b>0.0%</b>	<b>0.0%</b>	<b>0.0%</b>	<b>0.0%</b>			

15th Percentile : 7 MPH  
 50th Percentile : 20 MPH  
 85th Percentile : 28 MPH  
 95th Percentile : 32 MPH

Stats  
 10 MPH Pace Speed : 21-30 MPH  
 Number in Pace : 340  
 Percent in Pace : 46.6%  
 Number of Vehicles > 25 MPH : 211  
 Percent of Vehicles > 25 MPH : 28.9%  
 Mean Speed(Average) : 20 MPH

Latitude: 0' 0.0000 South

East Bound

Start Time	1	16	21	26	31	36	41	46	51	56	61	66	71	76	Total	Pace Speed	Number in Pace
	15	20	25	30	35	40	45	50	55	60	65	70	75	999			
04/23/19	*	*	*	*	*	*	*	*	*	*	*	*	*	*	*	*	*
01:00	*	*	*	*	*	*	*	*	*	*	*	*	*	*	*	*	*
02:00	*	*	*	*	*	*	*	*	*	*	*	*	*	*	*	*	*
03:00	*	*	*	*	*	*	*	*	*	*	*	*	*	*	*	*	*
04:00	*	*	*	*	*	*	*	*	*	*	*	*	*	*	*	*	*
05:00	*	*	*	*	*	*	*	*	*	*	*	*	*	*	*	*	*
06:00	*	*	*	*	*	*	*	*	*	*	*	*	*	*	*	*	*
07:00	*	*	*	*	*	*	*	*	*	*	*	*	*	*	*	*	*
08:00	*	*	*	*	*	*	*	*	*	*	*	*	*	*	*	*	*
09:00	*	*	*	*	*	*	*	*	*	*	*	*	*	*	*	*	*
10:00	1	0	1	0	0	0	0	0	0	0	0	0	0	0	2	*	1
11:00	0	3	3	0	0	0	0	0	0	0	0	0	0	0	6	16-25	6
12 PM	2	0	3	0	0	0	0	0	0	0	0	0	0	0	5	21-30	3
13:00	4	1	1	0	0	0	0	0	0	0	0	0	0	0	6	1-10	3
14:00	5	1	1	4	0	0	0	0	0	0	0	0	0	0	11	21-30	5
15:00	5	0	1	2	0	0	0	0	0	0	0	0	0	0	8	21-30	3
16:00	4	1	2	0	0	0	0	0	0	0	0	0	0	0	7	16-25	3
17:00	3	3	6	3	1	0	0	0	0	0	0	0	0	0	16	16-25	9
18:00	2	2	4	0	0	1	0	0	0	0	0	0	0	0	9	16-25	6
19:00	6	5	3	1	0	0	0	0	0	0	0	0	0	0	15	14-23	8
20:00	3	1	1	1	0	0	0	0	0	0	0	0	0	0	6	21-30	2
21:00	3	1	0	0	0	0	0	0	0	0	0	0	0	0	4	*	2
22:00	0	0	0	1	0	0	0	0	0	0	0	0	0	0	1	19-28	1
23:00	0	0	0	0	0	0	0	0	0	0	0	0	0	0	0	*	*
Total	38	18	26	12	1	1	0	0	0	0	0	0	0	0	96		
Percent	39.6%	18.8%	27.1%	12.5%	1.0%	1.0%	0.0%	0.0%	0.0%	0.0%	0.0%	0.0%	0.0%	0.0%			
AM Peak	10:00	11:00	11:00												11:00		
Vol.	1	3	3												6		
PM Peak	19:00	19:00	17:00	14:00	17:00	18:00									17:00		
Vol.	6	5	6	4	1	1									16		

Site Code: GWIN  
 Station ID:

Latitude: 0' 0.0000 South

East Bound

Start Time	1 15	16 20	21 25	26 30	31 35	36 40	41 45	46 50	51 55	56 60	61 65	66 70	71 75	76 999	Total	Pace Speed	Number in Pace
04/24/19	0	0	0	0	0	0	0	0	0	0	0	0	0	0	0	*	*
01:00	1	0	1	0	0	0	0	0	0	0	0	0	0	0	2	*	1
02:00	0	0	0	0	0	0	0	0	0	0	0	0	0	0	0	*	*
03:00	1	0	0	0	0	0	0	0	0	0	0	0	0	0	1	*	1
04:00	0	0	0	0	0	0	0	0	0	0	0	0	0	0	0	*	*
05:00	5	0	1	1	0	0	0	0	0	0	0	0	0	0	7	7-16	3
06:00	2	0	4	0	0	0	0	0	0	0	0	0	0	0	6	16-25	4
07:00	6	5	2	1	0	0	0	0	0	0	0	0	0	0	14	16-25	7
08:00	3	0	2	3	0	0	0	0	0	0	0	0	0	0	8	21-30	5
09:00	2	2	2	0	0	0	0	0	0	0	0	0	0	0	6	15-24	4
10:00	2	1	1	1	0	0	0	0	0	0	0	0	0	0	5	21-30	2
11:00	3	1	0	0	0	0	0	0	0	0	0	0	0	0	4	*	2
12 PM	1	1	1	0	0	0	0	0	0	0	0	0	0	0	3	13-22	2
13:00	1	2	2	1	1	0	0	0	0	0	0	0	0	0	7	16-25	4
14:00	5	0	3	0	0	0	0	0	0	0	0	0	0	0	8	21-30	3
15:00	6	3	1	1	1	0	0	0	0	0	0	0	0	0	12	11-20	5
16:00	5	0	1	1	0	0	0	0	0	0	0	0	0	0	7	7-16	3
17:00	5	2	3	2	1	0	0	0	0	0	0	0	0	0	13	21-30	5
18:00	5	4	2	1	0	0	0	0	0	0	0	0	0	0	12	16-25	6
19:00	3	5	2	0	0	0	0	0	0	0	0	0	0	0	10	16-25	7
20:00	3	2	3	0	0	0	0	0	0	0	0	0	0	0	8	15-24	5
21:00	5	4	1	0	0	0	0	0	0	0	0	0	0	0	10	11-20	6
22:00	0	0	0	1	0	0	0	0	0	0	0	0	0	0	1	19-28	1
23:00	0	0	1	0	0	0	0	0	0	0	0	0	0	0	1	14-23	1
<b>Total</b>	<b>64</b>	<b>32</b>	<b>33</b>	<b>13</b>	<b>3</b>	<b>0</b>	<b>0</b>	<b>0</b>	<b>0</b>	<b>0</b>	<b>0</b>	<b>0</b>	<b>0</b>	<b>0</b>	<b>145</b>		
<b>Percent</b>	<b>44.1%</b>	<b>22.1%</b>	<b>22.8%</b>	<b>9.0%</b>	<b>2.1%</b>	<b>0.0%</b>	<b>0.0%</b>	<b>0.0%</b>	<b>0.0%</b>	<b>0.0%</b>	<b>0.0%</b>	<b>0.0%</b>	<b>0.0%</b>	<b>0.0%</b>			
AM Peak	07:00	07:00	06:00	08:00											07:00		
Vol.	6	5	4	3											14		
PM Peak	15:00	19:00	14:00	17:00	13:00										17:00		
Vol.	6	5	3	2	1										13		



East Bound

Start Time	15	20	25	30	35	40	45	50	55	60	65	70	75	999	Total	Pace Speed	Number in Pace
04/25/19	0	0	0	0	0	0	0	0	0	0	0	0	0	0	0	*	*
01:00	0	0	1	0	0	0	0	0	0	0	0	0	0	0	1	14-23	1
02:00	0	0	0	0	0	0	0	0	0	0	0	0	0	0	0	*	*
03:00	1	0	1	0	0	0	0	0	0	0	0	0	0	0	2	*	1
04:00	1	0	0	0	0	0	0	0	0	0	0	0	0	0	1	*	1
05:00	0	1	2	0	0	0	0	0	0	0	0	0	0	0	3	15-24	3
06:00	2	0	1	1	0	0	0	0	0	0	0	0	0	0	4	19-28	2
07:00	<b>6</b>	1	<b>8</b>	0	<b>1</b>	0	0	0	0	0	0	0	0	0	<b>16</b>	16-25	9
08:00	2	1	2	0	1	0	0	0	0	0	0	0	0	0	6	16-25	3
09:00	2	<b>5</b>	0	0	0	0	0	0	0	0	0	0	0	0	7	11-20	6
10:00	4	2	1	0	0	0	0	0	0	0	0	0	0	0	7	16-25	3
11:00	0	1	1	<b>2</b>	0	0	0	0	0	0	0	0	0	0	4	19-28	3
12 PM	0	3	0	1	0	0	0	0	0	0	0	0	0	0	4	11-20	3
13:00	<b>9</b>	0	1	1	0	0	0	0	0	0	0	0	0	0	11	6-15	6
14:00	7	1	<b>5</b>	0	0	0	0	0	0	0	0	0	0	0	13	16-25	6
15:00	5	0	1	0	<b>1</b>	0	0	0	0	0	0	0	0	0	7	7-16	3
16:00	6	2	2	1	0	0	0	0	0	0	0	0	0	0	11	16-25	4
17:00	6	<b>8</b>	2	<b>3</b>	0	0	0	0	0	0	0	0	0	0	<b>19</b>	11-20	10
18:00	5	4	2	0	0	0	0	0	0	0	0	0	0	0	11	16-25	6
19:00	2	1	2	1	0	0	0	0	0	0	0	0	0	0	6	21-30	3
20:00	4	3	2	1	0	0	0	0	0	0	0	0	0	0	10	16-25	5
21:00	1	1	1	0	0	0	0	0	0	0	0	0	0	0	3	13-22	2
22:00	1	0	2	0	1	0	0	0	0	0	0	0	0	0	4	15-24	2
23:00	0	0	0	0	1	0	0	0	0	0	0	0	0	0	1	24-33	1
<b>Total</b>	<b>64</b>	<b>34</b>	<b>37</b>	<b>11</b>	<b>5</b>	<b>0</b>	<b>0</b>	<b>0</b>	<b>0</b>	<b>0</b>	<b>0</b>	<b>0</b>	<b>0</b>	<b>0</b>	<b>151</b>		
<b>Percent</b>	<b>42.4%</b>	<b>22.5%</b>	<b>24.5%</b>	<b>7.3%</b>	<b>3.3%</b>	<b>0.0%</b>	<b>0.0%</b>	<b>0.0%</b>	<b>0.0%</b>	<b>0.0%</b>	<b>0.0%</b>	<b>0.0%</b>	<b>0.0%</b>	<b>0.0%</b>			
AM Peak	07:00	09:00	07:00	11:00	07:00										07:00		
Vol.	6	5	8	2	1										16		
PM Peak	13:00	17:00	14:00	17:00	15:00										17:00		
Vol.	9	8	5	3	1										19		





West Bound, East Bound

Start Time	Bikes	Cars & Trailer	2 Axle Long	Buses	2 Axle 6 Tire	3 Axle Single	4 Axle Single	<5 Axl Double	5 Axle Double	>6 Axl Double	<6 Axl Multi	6 Axle Multi	>6 Axl Multi	Not Classe	Total
04/24/19	0	1	0	0	0	0	0	0	0	0	0	0	0	0	1
01:00	0	1	0	0	0	0	0	0	0	0	0	0	0	1	2
02:00	0	0	0	0	0	0	0	0	0	0	0	0	0	0	0
03:00	0	0	2	0	0	0	0	0	0	0	0	0	0	1	3
04:00	0	1	0	0	2	0	0	0	0	0	0	0	0	0	3
05:00	0	3	6	0	0	0	0	0	0	0	0	0	0	2	11
06:00	0	6	2	0	2	0	0	0	0	0	0	0	0	1	11
07:00	0	5	4	2	2	3	0	0	0	0	0	0	0	9	25
08:00	0	10	7	0	5	0	0	1	0	0	0	0	0	2	25
09:00	1	4	3	0	5	0	0	0	0	0	0	0	0	5	18
10:00	1	11	5	0	1	0	0	0	0	0	0	0	0	3	21
11:00	1	4	3	0	1	2	0	0	0	0	0	0	0	5	16
12 PM	0	5	3	0	1	1	0	1	0	0	0	0	0	2	13
13:00	0	7	4	0	2	1	0	0	0	0	0	0	0	0	14
14:00	1	6	3	2	1	0	0	1	0	0	0	0	0	8	22
15:00	2	5	11	1	4	0	0	0	0	0	0	0	0	9	32
16:00	1	12	8	0	3	1	0	1	0	0	0	0	0	6	32
17:00	1	14	8	0	6	2	0	0	0	0	0	0	0	12	43
18:00	0	6	8	0	7	2	0	0	0	0	0	0	0	4	27
19:00	0	8	7	0	3	0	0	0	0	0	0	0	0	11	29
20:00	2	6	6	0	2	0	0	0	0	0	0	0	0	5	21
21:00	1	8	3	0	4	1	0	0	0	0	0	0	0	6	23
22:00	0	5	0	0	0	0	0	0	0	0	0	0	0	1	6
23:00	0	4	2	0	0	0	0	0	0	0	0	0	0	0	6
Total	11	132	95	5	51	13	0	4	0	0	0	0	0	93	404
Percent	2.7%	32.7%	23.5%	1.2%	12.6%	3.2%	0.0%	1.0%	0.0%	0.0%	0.0%	0.0%	0.0%	23.0%	
AM Peak	09:00	10:00	08:00	07:00	08:00	07:00		08:00						07:00	07:00
Vol.	1	11	7	2	5	3		1						9	25
PM Peak	15:00	17:00	15:00	14:00	18:00	17:00		12:00						17:00	17:00
Vol.	2	14	11	2	7	2		1						12	43

West Bound, East Bound

Start Time	Bikes	Cars & Trailer	2 Axle Long	Buses	2 Axle 6 Tire	3 Axle Single	4 Axle Single	<5 Axl Double	5 Axle Double	>6 Axl Double	<6 Axl Multi	6 Axle Multi	>6 Axl Multi	Not Classe	Total
04/25/19	0	0	0	0	0	0	0	0	0	0	0	0	0	0	0
01:00	0	2	0	0	0	0	0	0	0	0	0	0	0	2	4
02:00	0	0	0	0	0	0	0	0	0	0	0	0	0	0	0
03:00	0	1	1	0	0	0	0	0	0	0	0	0	0	1	3
04:00	0	1	1	0	0	1	0	0	0	0	0	0	0	0	3
05:00	0	6	1	0	1	0	0	0	0	0	0	0	0	0	8
06:00	0	4	2	0	1	0	0	0	0	0	0	0	0	0	7
07:00	0	11	7	2	0	1	0	0	0	0	0	0	0	11	32
08:00	0	7	6	0	1	1	0	0	0	0	0	0	0	2	17
09:00	0	9	2	0	4	0	0	1	0	0	0	0	0	0	16
10:00	0	7	7	0	1	2	0	0	0	0	0	0	0	4	21
11:00	1	10	3	0	1	0	0	0	0	0	0	0	0	1	16
12 PM	1	7	13	0	3	1	0	1	0	0	0	0	0	1	27
13:00	1	7	10	0	3	2	0	0	0	0	0	0	0	4	27
14:00	1	8	8	2	3	1	0	0	0	0	0	0	0	6	29
15:00	1	14	10	1	2	0	0	0	0	0	0	0	0	8	36
16:00	0	11	11	0	0	2	0	0	0	0	0	0	0	5	29
17:00	0	19	16	0	4	1	0	0	0	0	0	0	0	7	47
18:00	0	16	4	0	4	0	0	0	0	0	0	0	0	5	29
19:00	1	9	4	0	1	0	0	0	0	0	0	0	0	3	18
20:00	0	14	4	0	0	2	0	0	0	0	0	0	0	4	24
21:00	2	5	0	0	1	1	0	0	0	0	0	0	0	2	11
22:00	0	6	2	0	1	0	0	0	0	0	0	0	0	2	11
23:00	1	2	3	0	0	0	0	0	0	0	0	0	0	1	7
Total	9	176	115	5	31	15	0	2	0	0	0	0	0	69	422
Percent	2.1%	41.7%	27.3%	1.2%	7.3%	3.6%	0.0%	0.5%	0.0%	0.0%	0.0%	0.0%	0.0%	16.4%	
AM Peak	11:00	07:00	07:00	07:00	09:00	10:00		09:00						07:00	07:00
Vol.	1	11	7	2	4	2		1						11	32
PM Peak	21:00	17:00	17:00	14:00	17:00	13:00		12:00						15:00	17:00
Vol.	2	19	16	2	4	2		1						8	47



**Counter 2**

Site Code: GWIN  
 Station ID:

Latitude: 0' 0.0000 South

Start Time	22-Apr-19		Tue		Wed		Thu		Fri		Sat		Sun		Week Average	
	West Boun	East Bou	West Bo	East Bou	West Bo	East Bou	West Bo	East Bou	West Bo	East Bou	West Bo	East Bou	West Bo	East Bou	West Bo	East Bou
12:00 AM	*	*	*	*	0	2	0	0	2	1	*	*	*	*	1	1
01:00	*	*	*	*	1	1	1	0	1	0	*	*	*	*	1	0
02:00	*	*	*	*	1	0	3	0	1	1	*	*	*	*	2	0
03:00	*	*	*	*	2	2	2	3	2	2	*	*	*	*	2	2
04:00	*	*	*	*	2	0	3	1	1	0	*	*	*	*	2	0
05:00	*	*	*	*	10	7	11	5	7	4	*	*	*	*	9	5
06:00	*	*	*	*	5	6	9	7	6	7	*	*	*	*	7	7
07:00	*	*	*	*	10	12	16	10	11	10	*	*	*	*	12	11
08:00	*	*	*	*	15	9	10	9	*	*	*	*	*	*	12	9
09:00	*	*	*	*	9	2	13	10	*	*	*	*	*	*	11	6
10:00	*	*	18	14	10	6	17	6	*	*	*	*	*	*	15	9
11:00	*	*	7	5	14	3	12	8	*	*	*	*	*	*	11	5
12:00 PM	*	*	13	8	14	10	9	9	*	*	*	*	*	*	12	9
01:00	*	*	12	3	6	5	17	10	*	*	*	*	*	*	12	6
02:00	*	*	14	12	14	12	15	15	*	*	*	*	*	*	14	13
03:00	*	*	17	6	8	9	15	10	*	*	*	*	*	*	13	8
04:00	*	*	20	14	17	10	13	11	*	*	*	*	*	*	17	12
05:00	*	*	11	14	15	8	18	16	*	*	*	*	*	*	15	13
06:00	*	*	7	13	14	16	9	12	*	*	*	*	*	*	10	14
07:00	*	*	2	12	14	17	9	16	*	*	*	*	*	*	8	15
08:00	*	*	15	6	14	18	11	13	*	*	*	*	*	*	13	12
09:00	*	*	5	2	9	13	7	5	*	*	*	*	*	*	7	7
10:00	*	*	4	1	2	5	5	4	*	*	*	*	*	*	4	3
11:00	*	*	1	0	3	0	7	0	*	*	*	*	*	*	4	0
Lane Day	0	0	146	110	209	173	232	180	31	25	0	0	0	0	214	167
AM Peak	-	-	10:00	10:00	08:00	07:00	10:00	07:00	07:00	07:00	-	-	-	-	10:00	07:00
Vol.	-	-	18	14	15	12	17	10	11	10	-	-	-	-	15	11
PM Peak	-	-	16:00	16:00	16:00	20:00	17:00	17:00	-	-	-	-	-	-	16:00	19:00
Vol.	-	-	20	14	17	18	18	16	-	-	-	-	-	-	17	15

Comb. Total	0	256	382	412	56	0	0	381
ADT	ADT 198	AADT 198						

**Wilson & Company**  
 4401 Masthead St. NE Suite 150  
 Albuquerque, NM 87109

**Counter 2**

Site Code: GWIN  
 Station ID:

Latitude: 0' 0.0000 South

West Bound

Start Time	1	16	21	26	31	36	41	46	51	56	61	66	71	76	Total	Pace Speed	Number in Pace
	15	20	25	30	35	40	45	50	55	60	65	70	75	999			
04/23/19	*	*	*	*	*	*	*	*	*	*	*	*	*	*	*	*	*
01:00	*	*	*	*	*	*	*	*	*	*	*	*	*	*	*	*	*
02:00	*	*	*	*	*	*	*	*	*	*	*	*	*	*	*	*	*
03:00	*	*	*	*	*	*	*	*	*	*	*	*	*	*	*	*	*
04:00	*	*	*	*	*	*	*	*	*	*	*	*	*	*	*	*	*
05:00	*	*	*	*	*	*	*	*	*	*	*	*	*	*	*	*	*
06:00	*	*	*	*	*	*	*	*	*	*	*	*	*	*	*	*	*
07:00	*	*	*	*	*	*	*	*	*	*	*	*	*	*	*	*	*
08:00	*	*	*	*	*	*	*	*	*	*	*	*	*	*	*	*	*
09:00	*	*	*	*	*	*	*	*	*	*	*	*	*	*	*	*	*
10:00	<b>10</b>	<b>3</b>	<b>3</b>	<b>2</b>	0	0	0	0	0	0	0	0	0	0	<b>18</b>	1-10	7
11:00	4	1	1	1	0	0	0	0	0	0	0	0	0	0	7	1-10	3
12 PM	3	<b>5</b>	4	0	<b>1</b>	0	0	0	0	0	0	0	0	0	13	16-25	9
13:00	1	5	6	0	0	0	0	0	0	0	0	0	0	0	12	16-25	11
14:00	4	1	4	3	1	<b>1</b>	0	0	0	0	0	0	0	0	14	20-29	7
15:00	3	4	5	<b>5</b>	0	0	0	0	0	0	0	0	0	0	17	19-28	10
16:00	<b>6</b>	2	<b>7</b>	5	0	0	0	0	0	0	0	0	0	0	<b>20</b>	21-30	12
17:00	3	1	4	2	1	0	0	0	0	0	0	0	0	0	11	21-30	6
18:00	1	4	1	0	1	0	0	0	0	0	0	0	0	0	7	13-22	5
19:00	0	1	1	0	0	0	0	0	0	0	0	0	0	0	2	14-23	2
20:00	5	2	4	3	1	0	0	0	0	0	0	0	0	0	15	19-28	7
21:00	2	1	0	1	1	0	0	0	0	0	0	0	0	0	5	26-35	2
22:00	1	0	1	1	1	0	0	0	0	0	0	0	0	0	4	19-28	2
23:00	0	1	0	0	0	0	0	0	0	0	0	0	0	0	1	9-18	1
<b>Total</b>	<b>43</b>	<b>31</b>	<b>41</b>	<b>23</b>	<b>7</b>	<b>1</b>	<b>0</b>	<b>0</b>	<b>0</b>	<b>0</b>	<b>0</b>	<b>0</b>	<b>0</b>	<b>0</b>	<b>146</b>		
<b>Percent</b>	<b>29.5%</b>	<b>21.2%</b>	<b>28.1%</b>	<b>15.8%</b>	<b>4.8%</b>	<b>0.7%</b>	<b>0.0%</b>	<b>0.0%</b>	<b>0.0%</b>	<b>0.0%</b>	<b>0.0%</b>	<b>0.0%</b>	<b>0.0%</b>	<b>0.0%</b>			
AM Peak	10:00	10:00	10:00	10:00											10:00		
Vol.	10	3	3	2											18		
PM Peak	16:00	12:00	16:00	15:00	12:00	14:00									16:00		
Vol.	6	5	7	5	1	1									20		



**Wilson & Company**  
 4401 Masthead St. NE Suite 150  
 Albuquerque, NM 87109

**Counter 2**

Site Code: GWIN  
 Station ID:

Latitude: 0' 0.0000 South

West Bound

Start Time	15	20	25	30	35	40	45	50	55	60	65	70	75	999	Total	Pace Speed	Number in Pace
04/24/19	0	0	0	0	0	0	0	0	0	0	0	0	0	0	0	*	*
01:00	0	1	0	0	0	0	0	0	0	0	0	0	0	0	1	9-18	1
02:00	0	0	0	1	0	0	0	0	0	0	0	0	0	0	1	19-28	1
03:00	0	0	1	0	1	0	0	0	0	0	0	0	0	0	2	14-23	1
04:00	0	0	1	1	0	0	0	0	0	0	0	0	0	0	2	19-28	2
05:00	0	1	5	1	3	0	0	0	0	0	0	0	0	0	10	16-25	6
06:00	0	1	1	2	1	0	0	0	0	0	0	0	0	0	5	26-35	3
07:00	0	1	1	6	2	0	0	0	0	0	0	0	0	0	10	26-35	8
08:00	3	4	3	3	2	0	0	0	0	0	0	0	0	0	15	15-24	7
09:00	3	2	2	1	0	1	0	0	0	0	0	0	0	0	9	16-25	4
10:00	2	1	4	3	0	0	0	0	0	0	0	0	0	0	10	20-29	7
11:00	1	3	2	8	0	0	0	0	0	0	0	0	0	0	14	21-30	10
12 PM	4	2	3	4	1	0	0	0	0	0	0	0	0	0	14	20-29	7
13:00	0	2	2	1	1	0	0	0	0	0	0	0	0	0	6	16-25	4
14:00	3	2	6	3	0	0	0	0	0	0	0	0	0	0	14	19-28	9
15:00	1	2	1	2	2	0	0	0	0	0	0	0	0	0	8	24-33	4
16:00	2	5	7	3	0	0	0	0	0	0	0	0	0	0	17	16-25	12
17:00	1	2	3	7	2	0	0	0	0	0	0	0	0	0	15	21-30	10
18:00	4	3	4	1	2	0	0	0	0	0	0	0	0	0	14	16-25	7
19:00	0	3	6	3	2	0	0	0	0	0	0	0	0	0	14	21-30	9
20:00	3	2	4	4	1	0	0	0	0	0	0	0	0	0	14	20-29	8
21:00	2	1	1	3	1	1	0	0	0	0	0	0	0	0	9	26-35	4
22:00	1	0	1	0	0	0	0	0	0	0	0	0	0	0	2	*	1
23:00	1	0	1	0	0	1	0	0	0	0	0	0	0	0	3	*	1
<b>Total</b>	<b>31</b>	<b>38</b>	<b>59</b>	<b>57</b>	<b>21</b>	<b>3</b>	<b>0</b>	<b>0</b>	<b>0</b>	<b>0</b>	<b>0</b>	<b>0</b>	<b>0</b>	<b>0</b>	<b>209</b>		
<b>Percent</b>	<b>14.8%</b>	<b>18.2%</b>	<b>28.2%</b>	<b>27.3%</b>	<b>10.0%</b>	<b>1.4%</b>	<b>0.0%</b>	<b>0.0%</b>	<b>0.0%</b>	<b>0.0%</b>	<b>0.0%</b>	<b>0.0%</b>	<b>0.0%</b>	<b>0.0%</b>			
AM Peak	08:00	08:00	05:00	11:00	05:00	09:00									08:00		
Vol.	3	4	5	8	3	1									15		
PM Peak	12:00	16:00	16:00	17:00	15:00	21:00									16:00		
Vol.	4	5	7	7	2	1									17		

**Wilson & Company**  
 4401 Masthead St. NE Suite 150  
 Albuquerque, NM 87109

**Counter 2**

Site Code: GWIN  
 Station ID:

Latitude: 0' 0.0000 South

West Bound

Start Time	1	16	21	26	31	36	41	46	51	56	61	66	71	76	Total	Pace Speed	Number in Pace
	15	20	25	30	35	40	45	50	55	60	65	70	75	999			
04/25/19	0	0	0	0	0	0	0	0	0	0	0	0	0	0	0	*	*
01:00	1	0	0	0	0	0	0	0	0	0	0	0	0	0	1	*	1
02:00	1	1	1	0	0	0	0	0	0	0	0	0	0	0	3	13-22	2
03:00	0	0	2	0	0	0	0	0	0	0	0	0	0	0	2	15-24	2
04:00	0	0	2	1	0	0	0	0	0	0	0	0	0	0	3	19-28	3
05:00	0	0	5	3	2	1	0	0	0	0	0	0	0	0	11	21-30	8
06:00	1	0	2	3	3	0	0	0	0	0	0	0	0	0	9	24-33	6
07:00	3	1	4	3	4	0	1	0	0	0	0	0	0	0	16	20-29	7
08:00	0	0	4	5	1	0	0	0	0	0	0	0	0	0	10	21-30	9
09:00	6	1	3	1	2	0	0	0	0	0	0	0	0	0	13	21-30	4
10:00	3	6	5	2	0	1	0	0	0	0	0	0	0	0	17	16-25	11
11:00	4	2	1	3	2	0	0	0	0	0	0	0	0	0	12	26-35	5
12 PM	5	0	2	0	2	0	0	0	0	0	0	0	0	0	9	6-15	3
13:00	6	3	4	4	0	0	0	0	0	0	0	0	0	0	17	19-28	8
14:00	1	4	4	5	1	0	0	0	0	0	0	0	0	0	15	19-28	9
15:00	4	0	5	5	1	0	0	0	0	0	0	0	0	0	15	21-30	10
16:00	3	1	5	3	0	1	0	0	0	0	0	0	0	0	13	20-29	8
17:00	4	0	6	5	0	3	0	0	0	0	0	0	0	0	18	21-30	11
18:00	1	1	1	4	2	0	0	0	0	0	0	0	0	0	9	26-35	6
19:00	0	1	5	2	1	0	0	0	0	0	0	0	0	0	9	21-30	7
20:00	4	4	2	1	0	0	0	0	0	0	0	0	0	0	11	16-25	6
21:00	0	0	2	4	0	1	0	0	0	0	0	0	0	0	7	21-30	6
22:00	1	2	1	1	0	0	0	0	0	0	0	0	0	0	5	16-25	3
23:00	1	2	2	2	0	0	0	0	0	0	0	0	0	0	7	15-24	4
<b>Total</b>	<b>49</b>	<b>29</b>	<b>68</b>	<b>57</b>	<b>21</b>	<b>7</b>	<b>1</b>	<b>0</b>	<b>0</b>	<b>0</b>	<b>0</b>	<b>0</b>	<b>0</b>	<b>0</b>	<b>232</b>		
<b>Percent</b>	<b>21.1%</b>	<b>12.5%</b>	<b>29.3%</b>	<b>24.6%</b>	<b>9.1%</b>	<b>3.0%</b>	<b>0.4%</b>	<b>0.0%</b>	<b>0.0%</b>	<b>0.0%</b>	<b>0.0%</b>	<b>0.0%</b>	<b>0.0%</b>	<b>0.0%</b>			
<b>AM Peak</b>	<b>09:00</b>	<b>10:00</b>	<b>05:00</b>	<b>08:00</b>	<b>07:00</b>	<b>05:00</b>	<b>07:00</b>								<b>10:00</b>		
<b>Vol.</b>	<b>6</b>	<b>6</b>	<b>5</b>	<b>5</b>	<b>4</b>	<b>1</b>	<b>1</b>								<b>17</b>		
<b>PM Peak</b>	<b>13:00</b>	<b>14:00</b>	<b>17:00</b>	<b>14:00</b>	<b>12:00</b>	<b>17:00</b>									<b>17:00</b>		
<b>Vol.</b>	<b>6</b>	<b>4</b>	<b>6</b>	<b>5</b>	<b>2</b>	<b>3</b>									<b>18</b>		

**Counter 2**

Site Code: GWIN  
 Station ID:

Latitude: 0' 0.0000 South

West Bound

Start Time	1	16	21	26	31	36	41	46	51	56	61	66	71	76	Total	Pace Speed	Number in Pace
	15	20	25	30	35	40	45	50	55	60	65	70	75	999			
04/26/19	0	0	0	1	0	1	0	0	0	0	0	0	0	0	2	19-28	1
01:00	0	0	1	0	0	0	0	0	0	0	0	0	0	0	1	14-23	1
02:00	1	0	0	0	0	0	0	0	0	0	0	0	0	0	1	*	1
03:00	0	0	0	2	0	0	0	0	0	0	0	0	0	0	2	20-29	2
04:00	0	0	0	1	0	0	0	0	0	0	0	0	0	0	1	19-28	1
05:00	0	0	4	2	1	0	0	0	0	0	0	0	0	0	7	21-30	6
06:00	0	0	3	2	1	0	0	0	0	0	0	0	0	0	6	21-30	5
07:00	0	1	3	3	1	3	0	0	0	0	0	0	0	0	11	20-29	6
08:00	*	*	*	*	*	*	*	*	*	*	*	*	*	*	*	*	*
09:00	*	*	*	*	*	*	*	*	*	*	*	*	*	*	*	*	*
10:00	*	*	*	*	*	*	*	*	*	*	*	*	*	*	*	*	*
11:00	*	*	*	*	*	*	*	*	*	*	*	*	*	*	*	*	*
12 PM	*	*	*	*	*	*	*	*	*	*	*	*	*	*	*	*	*
13:00	*	*	*	*	*	*	*	*	*	*	*	*	*	*	*	*	*
14:00	*	*	*	*	*	*	*	*	*	*	*	*	*	*	*	*	*
15:00	*	*	*	*	*	*	*	*	*	*	*	*	*	*	*	*	*
16:00	*	*	*	*	*	*	*	*	*	*	*	*	*	*	*	*	*
17:00	*	*	*	*	*	*	*	*	*	*	*	*	*	*	*	*	*
18:00	*	*	*	*	*	*	*	*	*	*	*	*	*	*	*	*	*
19:00	*	*	*	*	*	*	*	*	*	*	*	*	*	*	*	*	*
20:00	*	*	*	*	*	*	*	*	*	*	*	*	*	*	*	*	*
21:00	*	*	*	*	*	*	*	*	*	*	*	*	*	*	*	*	*
22:00	*	*	*	*	*	*	*	*	*	*	*	*	*	*	*	*	*
23:00	*	*	*	*	*	*	*	*	*	*	*	*	*	*	*	*	*
<b>Total</b>	<b>1</b>	<b>1</b>	<b>11</b>	<b>11</b>	<b>3</b>	<b>4</b>	<b>0</b>	<b>0</b>	<b>0</b>	<b>0</b>	<b>0</b>	<b>0</b>	<b>0</b>	<b>0</b>	<b>31</b>		
<b>Percent</b>	<b>3.2%</b>	<b>3.2%</b>	<b>35.5%</b>	<b>35.5%</b>	<b>9.7%</b>	<b>12.9%</b>	<b>0.0%</b>	<b>0.0%</b>	<b>0.0%</b>	<b>0.0%</b>	<b>0.0%</b>	<b>0.0%</b>	<b>0.0%</b>	<b>0.0%</b>			
<b>AM Peak</b>	<b>02:00</b>	<b>07:00</b>	<b>05:00</b>	<b>07:00</b>	<b>05:00</b>	<b>07:00</b>									<b>07:00</b>		
<b>Vol.</b>	<b>1</b>	<b>1</b>	<b>4</b>	<b>3</b>	<b>1</b>	<b>3</b>									<b>11</b>		
<b>PM Peak</b>																	
<b>Vol.</b>																	
<b>Total</b>	<b>124</b>	<b>99</b>	<b>179</b>	<b>148</b>	<b>52</b>	<b>15</b>	<b>1</b>	<b>0</b>	<b>0</b>	<b>0</b>	<b>0</b>	<b>0</b>	<b>0</b>	<b>0</b>	<b>618</b>		
<b>Percent</b>	<b>20.1%</b>	<b>16.0%</b>	<b>29.0%</b>	<b>23.9%</b>	<b>8.4%</b>	<b>2.4%</b>	<b>0.2%</b>	<b>0.0%</b>	<b>0.0%</b>	<b>0.0%</b>	<b>0.0%</b>	<b>0.0%</b>	<b>0.0%</b>	<b>0.0%</b>			

15th Percentile : 11 MPH  
 50th Percentile : 22 MPH  
 85th Percentile : 29 MPH  
 95th Percentile : 33 MPH

Stats  
 10 MPH Pace Speed : 21-30 MPH  
 Number in Pace : 327  
 Percent in Pace : 52.9%  
 Number of Vehicles > 25 MPH : 216  
 Percent of Vehicles > 25 MPH : 35.0%  
 Mean Speed(Average) : 22 MPH

**Counter 2**

Site Code: GWIN  
 Station ID:

Latitude: 0' 0.0000 South

East Bound

Start Time	1	16	21	26	31	36	41	46	51	56	61	66	71	76	Total	Pace Speed	Number in Pace
	15	20	25	30	35	40	45	50	55	60	65	70	75	999			
04/23/19	*	*	*	*	*	*	*	*	*	*	*	*	*	*	*	*	*
01:00	*	*	*	*	*	*	*	*	*	*	*	*	*	*	*	*	*
02:00	*	*	*	*	*	*	*	*	*	*	*	*	*	*	*	*	*
03:00	*	*	*	*	*	*	*	*	*	*	*	*	*	*	*	*	*
04:00	*	*	*	*	*	*	*	*	*	*	*	*	*	*	*	*	*
05:00	*	*	*	*	*	*	*	*	*	*	*	*	*	*	*	*	*
06:00	*	*	*	*	*	*	*	*	*	*	*	*	*	*	*	*	*
07:00	*	*	*	*	*	*	*	*	*	*	*	*	*	*	*	*	*
08:00	*	*	*	*	*	*	*	*	*	*	*	*	*	*	*	*	*
09:00	*	*	*	*	*	*	*	*	*	*	*	*	*	*	*	*	*
10:00	<b>12</b>	<b>1</b>	<b>1</b>	0	0	0	0	0	0	0	0	0	0	0	<b>14</b>	6-15	8
11:00	4	1	0	0	0	0	0	0	0	0	0	0	0	0	5	1-10	3
12 PM	6	1	1	0	0	0	0	0	0	0	0	0	0	0	8	6-15	4
13:00	2	0	1	0	0	0	0	0	0	0	0	0	0	0	3	8-17	1
14:00	2	4	<b>5</b>	1	0	0	0	0	0	0	0	0	0	0	12	16-25	9
15:00	3	1	2	0	0	0	0	0	0	0	0	0	0	0	6	14-23	3
16:00	<b>8</b>	5	1	0	0	0	0	0	0	0	0	0	0	0	<b>14</b>	11-20	8
17:00	6	4	2	<b>2</b>	0	0	0	0	0	0	0	0	0	0	14	16-25	6
18:00	5	<b>6</b>	2	0	0	0	0	0	0	0	0	0	0	0	13	16-25	8
19:00	6	2	4	0	0	0	0	0	0	0	0	0	0	0	12	15-24	6
20:00	0	3	3	0	0	0	0	0	0	0	0	0	0	0	6	16-25	6
21:00	1	0	1	0	0	0	0	0	0	0	0	0	0	0	2	*	1
22:00	0	0	1	0	0	0	0	0	0	0	0	0	0	0	1	14-23	1
23:00	0	0	0	0	0	0	0	0	0	0	0	0	0	0	0	*	*
Total	55	28	24	3	0	0	0	0	0	0	0	0	0	0	110		
Percent	50.0%	25.5%	21.8%	2.7%	0.0%	0.0%	0.0%	0.0%	0.0%	0.0%	0.0%	0.0%	0.0%	0.0%			
AM Peak	10:00	10:00	10:00												10:00		
Vol.	12	1	1												14		
PM Peak	16:00	18:00	14:00	17:00											16:00		
Vol.	8	6	5	2											14		

**Counter 2**

Site Code: GWIN  
 Station ID:

Latitude: 0' 0.0000 South

East Bound

Start Time	1 15	16 20	21 25	26 30	31 35	36 40	41 45	46 50	51 55	56 60	61 65	66 70	71 75	76 999	Total	Pace Speed	Number in Pace
04/24/19	0	2	0	0	0	0	0	0	0	0	0	0	0	0	2	10-19	2
01:00	0	0	0	1	0	0	0	0	0	0	0	0	0	0	1	19-28	1
02:00	0	0	0	0	0	0	0	0	0	0	0	0	0	0	0	*	*
03:00	1	0	0	0	1	0	0	0	0	0	0	0	0	0	2	*	1
04:00	0	0	0	0	0	0	0	0	0	0	0	0	0	0	0	*	*
05:00	2	2	2	1	0	0	0	0	0	0	0	0	0	0	7	16-25	4
06:00	2	0	4	0	0	0	0	0	0	0	0	0	0	0	6	16-25	4
07:00	4	3	3	2	0	0	0	0	0	0	0	0	0	0	12	16-25	6
08:00	2	5	2	0	0	0	0	0	0	0	0	0	0	0	9	16-25	7
09:00	1	0	1	0	0	0	0	0	0	0	0	0	0	0	2	*	1
10:00	0	2	2	2	0	0	0	0	0	0	0	0	0	0	6	15-24	4
11:00	2	1	0	0	0	0	0	0	0	0	0	0	0	0	3	9-18	2
12 PM	6	2	2	0	0	0	0	0	0	0	0	0	0	0	10	16-25	4
13:00	1	1	3	0	0	0	0	0	0	0	0	0	0	0	5	16-25	4
14:00	6	3	3	0	0	0	0	0	0	0	0	0	0	0	12	14-23	6
15:00	6	1	1	1	0	0	0	0	0	0	0	0	0	0	9	6-15	4
16:00	2	4	4	0	0	0	0	0	0	0	0	0	0	0	10	16-25	8
17:00	2	3	3	0	0	0	0	0	0	0	0	0	0	0	8	16-25	6
18:00	7	4	4	1	0	0	0	0	0	0	0	0	0	0	16	15-24	8
19:00	5	5	6	1	0	0	0	0	0	0	0	0	0	0	17	16-25	11
20:00	3	8	6	1	0	0	0	0	0	0	0	0	0	0	18	16-25	14
21:00	3	6	3	1	0	0	0	0	0	0	0	0	0	0	13	15-24	9
22:00	2	2	1	0	0	0	0	0	0	0	0	0	0	0	5	16-25	3
23:00	0	0	0	0	0	0	0	0	0	0	0	0	0	0	0	*	*
<b>Total</b>	<b>57</b>	<b>54</b>	<b>50</b>	<b>11</b>	<b>1</b>	<b>0</b>	<b>0</b>	<b>0</b>	<b>0</b>	<b>0</b>	<b>0</b>	<b>0</b>	<b>0</b>	<b>0</b>	<b>173</b>		
<b>Percent</b>	<b>32.9%</b>	<b>31.2%</b>	<b>28.9%</b>	<b>6.4%</b>	<b>0.6%</b>	<b>0.0%</b>	<b>0.0%</b>	<b>0.0%</b>	<b>0.0%</b>	<b>0.0%</b>	<b>0.0%</b>	<b>0.0%</b>	<b>0.0%</b>	<b>0.0%</b>			
<b>AM Peak</b>	<b>07:00</b>	<b>08:00</b>	<b>06:00</b>	<b>07:00</b>	<b>03:00</b>										<b>07:00</b>		
<b>Vol.</b>	<b>4</b>	<b>5</b>	<b>4</b>	<b>2</b>	<b>1</b>										<b>12</b>		
<b>PM Peak</b>	<b>18:00</b>	<b>20:00</b>	<b>19:00</b>	<b>15:00</b>											<b>20:00</b>		
<b>Vol.</b>	<b>7</b>	<b>8</b>	<b>6</b>	<b>1</b>											<b>18</b>		

**Wilson & Company**  
 4401 Masthead St. NE Suite 150  
 Albuquerque, NM 87109

**Counter 2**

Site Code: GWIN  
 Station ID:

Latitude: 0' 0.0000 South

East Bound

Start Time	1	16	21	26	31	36	41	46	51	56	61	66	71	76	Total	Pace Speed	Number in Pace
	15	20	25	30	35	40	45	50	55	60	65	70	75	999			
04/25/19	0	0	0	0	0	0	0	0	0	0	0	0	0	0	0	*	*
01:00	0	0	0	0	0	0	0	0	0	0	0	0	0	0	0	*	*
02:00	0	0	0	0	0	0	0	0	0	0	0	0	0	0	0	*	*
03:00	2	0	1	0	0	0	0	0	0	0	0	0	0	0	3	8-17	1
04:00	0	1	0	0	0	0	0	0	0	0	0	0	0	0	1	9-18	1
05:00	3	1	1	0	0	0	0	0	0	0	0	0	0	0	5	16-25	2
06:00	2	1	3	1	0	0	0	0	0	0	0	0	0	0	7	21-30	4
07:00	3	3	0	3	1	0	0	0	0	0	0	0	0	0	10	26-35	4
08:00	7	0	0	1	1	0	0	0	0	0	0	0	0	0	9	1-10	5
09:00	6	2	2	0	0	0	0	0	0	0	0	0	0	0	10	16-25	4
10:00	1	1	3	1	0	0	0	0	0	0	0	0	0	0	6	21-30	4
11:00	2	1	5	0	0	0	0	0	0	0	0	0	0	0	8	16-25	6
12 PM	2	4	1	1	0	0	0	0	0	0	1	0	0	0	9	11-20	5
13:00	3	2	4	0	1	0	0	0	0	0	0	0	0	0	10	16-25	6
14:00	8	1	6	0	0	0	0	0	0	0	0	0	0	0	15	16-25	7
15:00	0	2	5	3	0	0	0	0	0	0	0	0	0	0	10	19-28	8
16:00	3	3	4	1	0	0	0	0	0	0	0	0	0	0	11	16-25	7
17:00	7	1	7	1	0	0	0	0	0	0	0	0	0	0	16	21-30	8
18:00	4	3	4	0	1	0	0	0	0	0	0	0	0	0	12	16-25	7
19:00	5	7	3	1	0	0	0	0	0	0	0	0	0	0	16	16-25	10
20:00	5	2	4	2	0	0	0	0	0	0	0	0	0	0	13	21-30	6
21:00	2	2	1	0	0	0	0	0	0	0	0	0	0	0	5	16-25	3
22:00	2	1	1	0	0	0	0	0	0	0	0	0	0	0	4	9-18	2
23:00	0	0	0	0	0	0	0	0	0	0	0	0	0	0	0	*	*
<b>Total</b>	<b>67</b>	<b>38</b>	<b>55</b>	<b>15</b>	<b>4</b>	<b>0</b>	<b>0</b>	<b>0</b>	<b>0</b>	<b>0</b>	<b>1</b>	<b>0</b>	<b>0</b>	<b>0</b>	<b>180</b>		
<b>Percent</b>	<b>37.2%</b>	<b>21.1%</b>	<b>30.6%</b>	<b>8.3%</b>	<b>2.2%</b>	<b>0.0%</b>	<b>0.0%</b>	<b>0.0%</b>	<b>0.0%</b>	<b>0.0%</b>	<b>0.6%</b>	<b>0.0%</b>	<b>0.0%</b>	<b>0.0%</b>			
<b>AM Peak</b>	<b>08:00</b>	<b>07:00</b>	<b>11:00</b>	<b>07:00</b>	<b>07:00</b>										<b>07:00</b>		
<b>Vol.</b>	<b>7</b>	<b>3</b>	<b>5</b>	<b>3</b>	<b>1</b>										<b>10</b>		
<b>PM Peak</b>	<b>14:00</b>	<b>19:00</b>	<b>17:00</b>	<b>15:00</b>	<b>13:00</b>					<b>12:00</b>					<b>17:00</b>		
<b>Vol.</b>	<b>8</b>	<b>7</b>	<b>7</b>	<b>3</b>	<b>1</b>					<b>1</b>					<b>16</b>		

**Counter 2**

Site Code: GWIN  
 Station ID:

Latitude: 0' 0.0000 South

East Bound

Start Time	1	16	21	26	31	36	41	46	51	56	61	66	71	76	Total	Pace Speed	Number in Pace
	15	20	25	30	35	40	45	50	55	60	65	70	75	999			
04/26/19	0	0	1	0	0	0	0	0	0	0	0	0	0	0	1	14-23	1
01:00	0	0	0	0	0	0	0	0	0	0	0	0	0	0	0	*	*
02:00	0	1	0	0	0	0	0	0	0	0	0	0	0	0	1	9-18	1
03:00	2	0	0	0	0	0	0	0	0	0	0	0	0	0	2	8-17	1
04:00	0	0	0	0	0	0	0	0	0	0	0	0	0	0	0	*	*
05:00	1	1	2	0	0	0	0	0	0	0	0	0	0	0	4	15-24	3
06:00	4	0	2	1	0	0	0	0	0	0	0	0	0	0	7	21-30	3
07:00	4	3	1	2	0	0	0	0	0	0	0	0	0	0	10	16-25	4
08:00	*	*	*	*	*	*	*	*	*	*	*	*	*	*	*	*	*
09:00	*	*	*	*	*	*	*	*	*	*	*	*	*	*	*	*	*
10:00	*	*	*	*	*	*	*	*	*	*	*	*	*	*	*	*	*
11:00	*	*	*	*	*	*	*	*	*	*	*	*	*	*	*	*	*
12 PM	*	*	*	*	*	*	*	*	*	*	*	*	*	*	*	*	*
13:00	*	*	*	*	*	*	*	*	*	*	*	*	*	*	*	*	*
14:00	*	*	*	*	*	*	*	*	*	*	*	*	*	*	*	*	*
15:00	*	*	*	*	*	*	*	*	*	*	*	*	*	*	*	*	*
16:00	*	*	*	*	*	*	*	*	*	*	*	*	*	*	*	*	*
17:00	*	*	*	*	*	*	*	*	*	*	*	*	*	*	*	*	*
18:00	*	*	*	*	*	*	*	*	*	*	*	*	*	*	*	*	*
19:00	*	*	*	*	*	*	*	*	*	*	*	*	*	*	*	*	*
20:00	*	*	*	*	*	*	*	*	*	*	*	*	*	*	*	*	*
21:00	*	*	*	*	*	*	*	*	*	*	*	*	*	*	*	*	*
22:00	*	*	*	*	*	*	*	*	*	*	*	*	*	*	*	*	*
23:00	*	*	*	*	*	*	*	*	*	*	*	*	*	*	*	*	*
<b>Total</b>	<b>11</b>	<b>5</b>	<b>6</b>	<b>3</b>	<b>0</b>	<b>0</b>	<b>0</b>	<b>0</b>	<b>0</b>	<b>0</b>	<b>0</b>	<b>0</b>	<b>0</b>	<b>0</b>	<b>25</b>		
<b>Percent</b>	<b>44.0%</b>	<b>20.0%</b>	<b>24.0%</b>	<b>12.0%</b>	<b>0.0%</b>	<b>0.0%</b>	<b>0.0%</b>	<b>0.0%</b>	<b>0.0%</b>	<b>0.0%</b>	<b>0.0%</b>	<b>0.0%</b>	<b>0.0%</b>	<b>0.0%</b>			
<b>AM Peak</b>	<b>06:00</b>	<b>07:00</b>	<b>05:00</b>	<b>07:00</b>											<b>07:00</b>		
<b>Vol.</b>	<b>4</b>	<b>3</b>	<b>2</b>	<b>2</b>											<b>10</b>		
<b>PM Peak</b>																	
<b>Vol.</b>																	
<b>Total</b>	<b>190</b>	<b>125</b>	<b>135</b>	<b>32</b>	<b>5</b>	<b>0</b>	<b>0</b>	<b>0</b>	<b>0</b>	<b>0</b>	<b>1</b>	<b>0</b>	<b>0</b>	<b>0</b>	<b>488</b>		
<b>Percent</b>	<b>38.9%</b>	<b>25.6%</b>	<b>27.7%</b>	<b>6.6%</b>	<b>1.0%</b>	<b>0.0%</b>	<b>0.0%</b>	<b>0.0%</b>	<b>0.0%</b>	<b>0.0%</b>	<b>0.2%</b>	<b>0.0%</b>	<b>0.0%</b>	<b>0.0%</b>			

15th Percentile : 5 MPH  
 50th Percentile : 17 MPH  
 85th Percentile : 23 MPH  
 95th Percentile : 27 MPH

Stats  
 10 MPH Pace Speed : 16-25 MPH  
 Number in Pace : 260  
 Percent in Pace : 53.3%  
 Number of Vehicles > 25 MPH : 38  
 Percent of Vehicles > 25 MPH : 7.8%  
 Mean Speed(Average) : 16 MPH





**Counter 2**

Site Code: GWIN  
 Station ID:



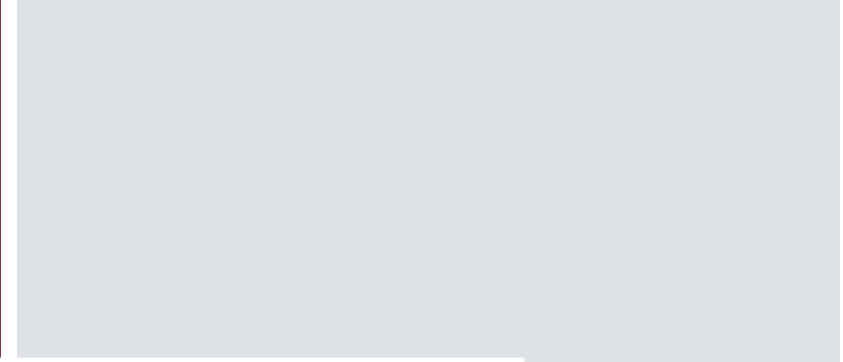
Latitude: 0' 0.0000 South

West Bound, East Bound

Start Time	Bikes	Cars & Trailer	2 Axle Long	Buses	2 Axle 6 Tire	3 Axle Single	4 Axle Single	<5 Axl Double	5 Axle Double	>6 Axl Double	<6 Axl Multi	6 Axle Multi	>6 Axl Multi	Not Classe	Total
04/24/19	0	2	0	0	0	0	0	0	0	0	0	0	0	0	2
01:00	0	2	0	0	0	0	0	0	0	0	0	0	0	0	2
02:00	0	1	0	0	0	0	0	0	0	0	0	0	0	0	1
03:00	1	1	1	0	0	0	0	0	0	0	0	0	0	1	4
04:00	0	1	0	0	1	0	0	0	0	0	0	0	0	0	2
05:00	1	10	3	0	1	0	0	0	0	0	0	0	0	2	17
06:00	0	5	5	0	0	0	0	0	0	0	0	0	0	1	11
07:00	0	18	2	0	0	0	0	0	0	0	0	0	0	2	22
08:00	1	15	5	0	2	0	0	0	0	0	0	0	0	1	24
09:00	1	8	0	0	0	0	0	1	0	0	0	0	0	1	11
10:00	0	9	6	0	1	0	0	0	0	0	0	0	0	0	16
11:00	0	12	4	0	0	0	0	0	0	0	0	0	0	1	17
12 PM	1	15	5	0	0	0	0	0	0	0	0	0	0	3	24
13:00	0	6	4	1	0	0	0	0	0	0	0	0	0	0	11
14:00	0	15	7	1	0	0	0	1	0	0	0	0	0	2	26
15:00	0	11	3	0	1	0	0	0	0	0	0	0	0	2	17
16:00	1	19	6	0	0	0	0	0	0	0	0	0	0	1	27
17:00	0	19	3	0	0	1	0	0	0	0	0	0	0	0	23
18:00	1	19	8	0	0	0	0	0	0	0	0	0	0	2	30
19:00	2	21	6	0	0	0	0	0	0	0	0	0	0	2	31
20:00	0	21	11	0	0	0	0	0	0	0	0	0	0	0	32
21:00	0	14	6	0	1	0	0	0	0	0	0	0	0	1	22
22:00	0	7	0	0	0	0	0	0	0	0	0	0	0	0	7
23:00	0	2	0	0	1	0	0	0	0	0	0	0	0	0	3
Total	9	253	85	2	8	1	0	2	0	0	0	0	0	22	382
Percent	2.4%	66.2%	22.3%	0.5%	2.1%	0.3%	0.0%	0.5%	0.0%	0.0%	0.0%	0.0%	0.0%	5.8%	
AM Peak	03:00	07:00	10:00		08:00			09:00						05:00	08:00
Vol.	1	18	6		2			1						2	24
PM Peak	19:00	19:00	20:00	13:00	15:00	17:00		14:00						12:00	20:00
Vol.	2	21	11	1	1	1		1						3	32







4401 Masthead Street NE, Suite 150  
Albuquerque, NM 87109  
phone: 505-348-4000  
fax: 505-348-4055

[www.wilsonco.com](http://www.wilsonco.com)